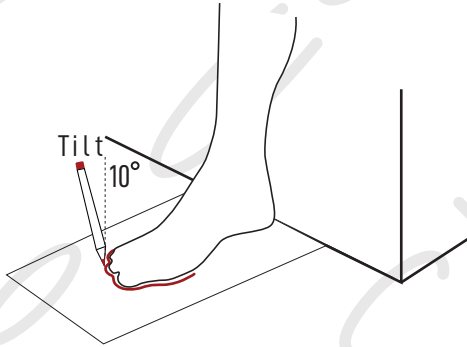


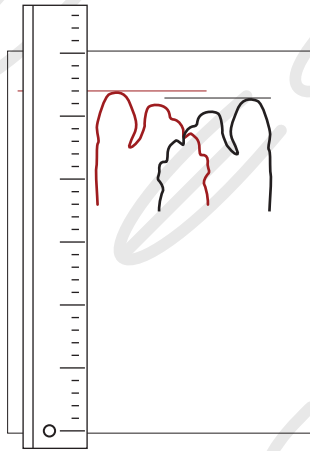
# STEP 1

Place paper on the floor against a flat surface perpendicular to the floor. Then place heel like the image below and outline toes. Repeat with opposite foot.



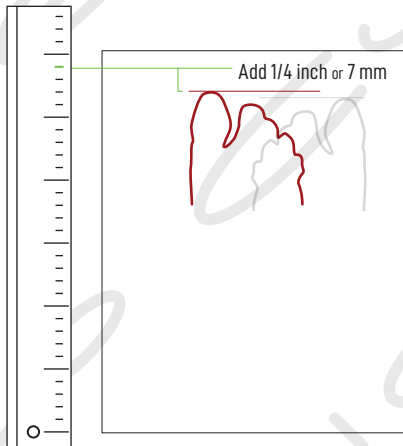
# STEP 2

Measure longest distance between the edge of the paper and the longest toe of the bigger foot.



# STEP 3

Add 1/4 of inch or 7 mm, look at the chart to find nearest shoe size and round UP if you are in between.



## WOMEN SIZE COVERTION by ENRICO CUNINI®



CM	INCH	USA SIZE	DIFFERENCE EXPRESSED IN CENTIMETER	EU SIZE	CM
29.01	13			45	29.13
28.67	12.5			44.5	28.82
28.24	12			44	28.49
27.82	11	11.5	-0.06	43.5	28.16
27.40	10.8	11	+0.03	43	27.76
26.98	10.6	10.5	+0.12	42.5	27.43
26.55	10.5	10	+0.12	42	27.10
26.13	10.3	9.5	-0.21	41.5	26.77
25.71	10.1	9	-0.11	41	26.44
25.28	10	8.5	-0.02	40.5	26.11
24.86	9.8	8	+0.07	40	25.78
24.43	9.6	7.5	-0.26	39.5	25.45
24.01	9.5	7	-0.16	39	25.12
23.59	9.3	6.5	-0.07	38.5	24.79
23.17	9.1	6	+0.03	38	24.46
22.75	9	5.5	+0.12	37.5	24.13
22.32	8.8	5	-0.21	37	23.80
21.90	8.6	4.5	-0.12	36.5	23.47
21.48	8.5	4	-0.03	36	23.14
			+0.06	35.5	22.81
			+0.16	35	22.48
			+0.25	34.5	22.15
			-0.08	34	21.82
			+0.01	33.5	21.49

THE SIZE IN LIGHT GREY ARE AVAILABLE ONLY BY CUSTOM ORDER

3.3 mm 3.3 mm 3.3 mm